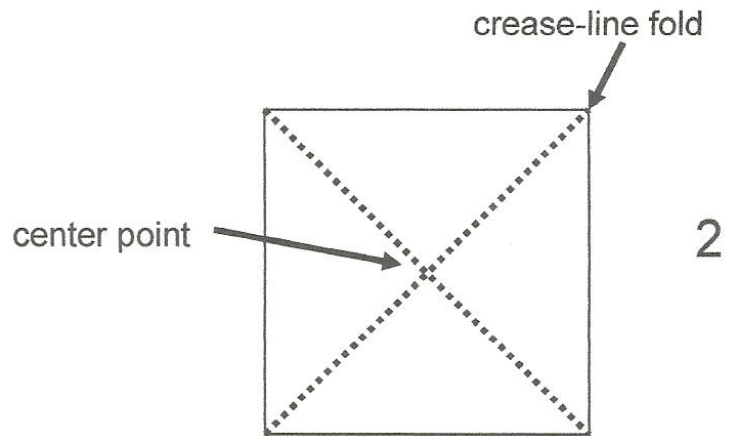
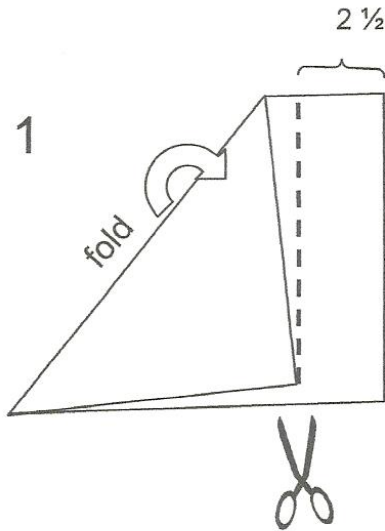


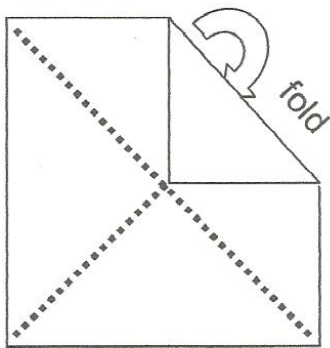
Four-corner Foldable

1. Fold a plain sheet of paper and cut the $2\frac{1}{2}$ excess strip of paper to create a squared sheet.



2. Fold the squared paper diagonally to mark it with a crease-line X to determine the center point.

3



3. Fold each corner in towards the center point. Each corner will create a shutter.

4.

