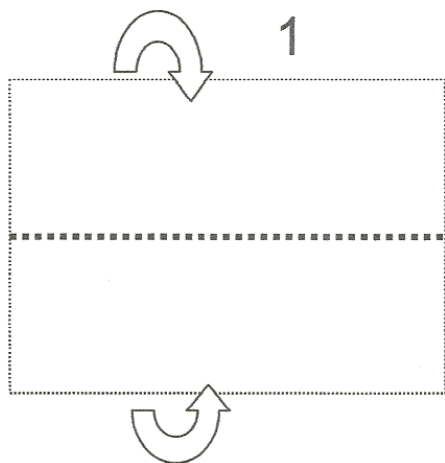
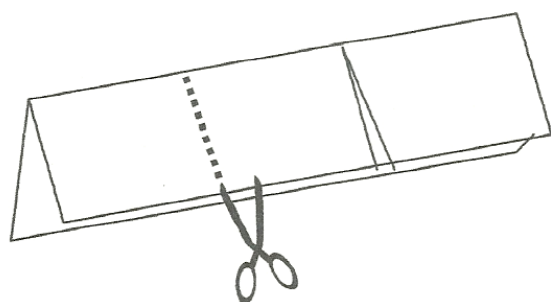
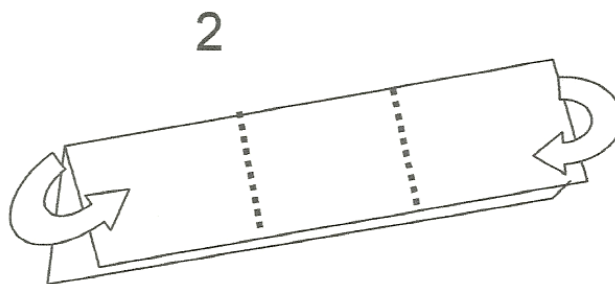


# Three-tab Foldable



1. Fold a plain sheet of paper in half lengthwise and make a smooth crease.

2. Fold it into three equal parts to create crease lines.



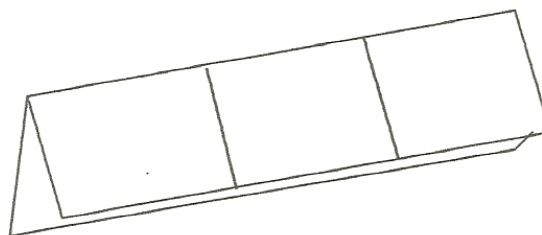
3. Cut along the crease lines on one side to form three flaps.

3

## NOTE

You can create a two-flap fold in this orientation too. Just fold the paper in step #2 into two equal parts instead of three equal parts.

4



or

